



Adjustable Spring Tension (ADA) Hydraulic Door Closers



CA4000 Series

FEATURES

- Complies with ANSI A156.4 Grade 1.
- Barrier Free Operation to comply with Federal Accessibility Standards (ADA) and ANSI A117.1 (4,13,11).
- Underwriters' Laboratories Inc. Listed. Listed for UL10C for positive pressure and certified to conform to UBC 7.2 (1997) BS476 for Fire Safety.
- ADA (Handicap) multi-sized closer with adjustable spring tension for a range of sizes adjustable after installation from 5 lbs. of Opening Force to spring Size 4.

DOOR CLOSER FUNCTIONS

CA4001...5 lb. Opening Force to Size 4. Adjustable spring power with fully adjustable Back-Check controlled by a separate regulating valve, adjustable after installation.

ADA Opening Force Requirements

Caution: Any manual door closer, installed and adjusted based on ADA or other reduced opening force requirements may not provide sufficient power to reliably close and latch the door.



- **Dual Speed Control Valves :**
Closing and Latching speeds controlled by separate regulating valves, adjustable after installation.
- Universal application. Non-handed for Standard, Top Jamb, or Parallel Arm installation (Parallel Arm Bracket included).
- Rack and pinion control mechanism contained in a high tensile precision die cast aluminum housing.
- Stable hydraulic door check fluid for any climatic operation and provides constant lubrication.
- Furnished with regular arm. Hold-open arm (type 4300 optional). Hold-open arms are adjustable from 100° to 180° of door opening.
- Series CA4000 furnished with high impact molded PVC Dress Cover, which should be used with closer.
- Attractive Baked Enamel finishes :
AL - Aluminum
DU - Storefront Bronze

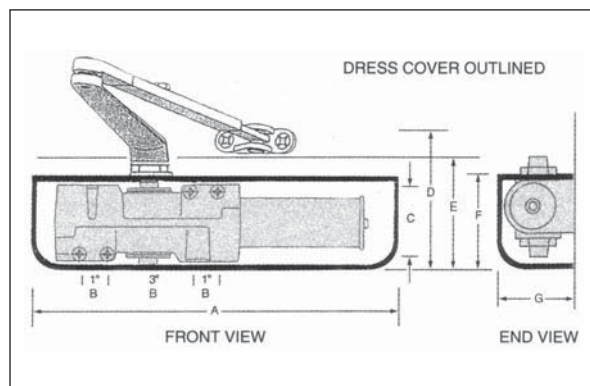


CA4000 SERIES DOOR CLOSER COMPARISON CHART


Calibre® CA4000 Series	LCN 4040 / 4041	International 4400 / 4400CI	Cal Royal CR4041	Global TC4041	CRL PR90
---------------------------	--------------------	--------------------------------	---------------------	------------------	-------------

CLOSER OVERVIEW (Model CA4001)

A. Length of Closer w/ Cover	12-1/4"
B. Horizontal Mounting Holes	Shown
C. Vertical Mounting Holes	2-1/4"
D. Overall Height	4-7/8"
E. Top of Door to Bottom of Closer	3-11/16"
F. Height of Closer	3-1/2"
G. Projection from Door	2-1/4"




TYPICAL SURFACE MOUNTED DOOR CLOSER INSTALLATIONS (shown with Regular Forearms)



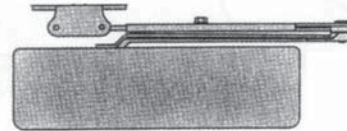
Standard Installation

Door closer mounted on the Door, on the **PULL** side. For installations on top Door Rails of less than 3-3/4", Drop Plate **Part CA4018** is required. Plate requires a 2" minimum height door rail.



Top Jamb Installation

Door closer mounted on the Header, on the **PUSH** side. For installations on top Door Headers of less than 3-1/2", Drop Plate **Part CA4018J** is required. With the ceiling flush to top of header use **Part CA4018G**. Either Drop plate requires 1-3/4" minimum height header.



Parallel Arm Installation

Door closer mounted on the Door, on the **PUSH** side. For installations on top Door Rails less than 5-1/2", (as measured down from the door stop), Drop Plate **Part CA4018PA** is required. Drop plate requires 2" minimum height door rail.

NOTE:

Doors of unusual height or weight, or doors subject to severe wind or draft conditions, or abusive usage, may require additional turns of the hex spring adjustment nut than is indicated on the installation instructions.

SPECIFY:

Closer Model or Part Number.

SPECIFY FINISH:

AL - Aluminum
DU - Storefront Bronze

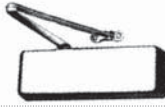


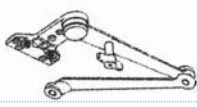


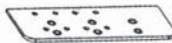

SPECIFY HANDLING:

Handing is not required for the CA4000 arm assemblies.

WARRANTY:

Please refer to the inside of the Catalog front cover page.

CA4000 SERIES PARTS and ACCESSORIES

Description		Part Number
Complete Closer Package (includes Parallel Bracket)		# CA4001
PVC Dress Cover		# CA-DC4000
Complete Standard Arm Assembly		# CA2000
Hold-Open Arm Assembly		# CA4300
Flat Drop Plate (For Door Application - see Top of Page)		# CA4018
Flat Drop Plate (For Header Application - see Top of Page)		# CA4018J
Flat Drop Plate (For Header Application - see Top of Page)		# CA4018G
Flat Drop Plate (For Door Application - see Top of Page)		# CA4018PA



1481 North Main Street Orange, CA 92867-3403 U.S.A.
TEL: 714/633-5100 • Toll Free: 800/560-0012 • FAX: 714/633-5102