

Strengthening Security While Simplifying Visitor Management

Overview

Verkada Guest is a visitor management system that simplifies check-in while strengthening security. With features like touchless check-in, customized guest flows, document signing and an intuitive interface, visitor management has never been easier.

And because it's built within the Verkada Command platform, visitor management is now more secure. Guest enables organizations to manage the entire visitor experience – from check-in to check-out. This allows organizations to take advantage of the pre-built video and access control integrations – whether it's reviewing video of visitor activity or remotely unlocking doors for specific guests.



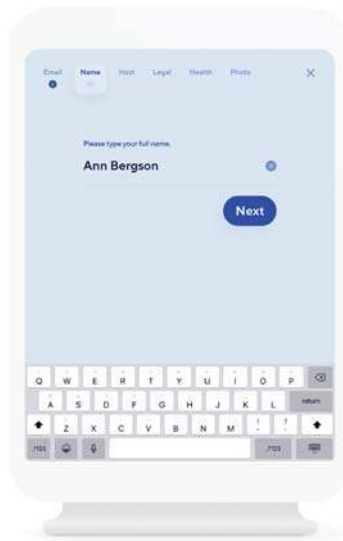
Personalize the Guest Experience

No more sign-in sheets or e-mailed surveys to screen health status. With Verkada Guest, create a tailored experience that welcomes each visitor type. With touchless check-in, photo capture, badge printing, arrival notifications, and even remote unlock, administrators can create a welcoming environment.

- Select default check-in templates or create tailored flows for different visitor types with NDAs, health screens, etc.
- Create branded welcome screens and custom printed badges
- Touchless sign-in via QR code
- Invite guests to check-in with a calendar invite
- One-click badge photos for added security
- Real-time host notifications via SMS or email when visitors arrive



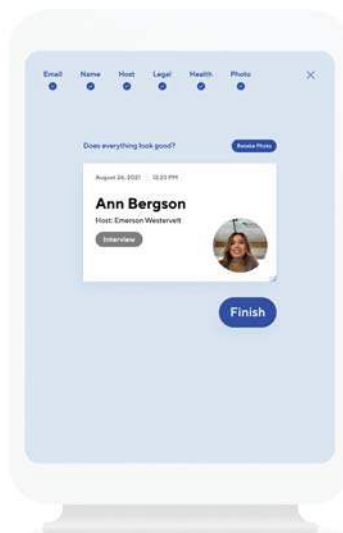
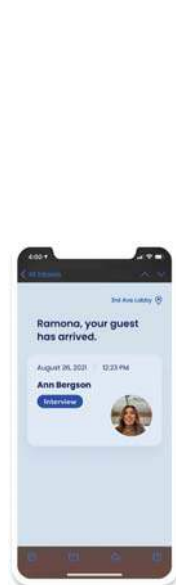
1 Welcome your guests with a check-in experience tailored to their visit.




2 Collect only the info you need for each guest type.



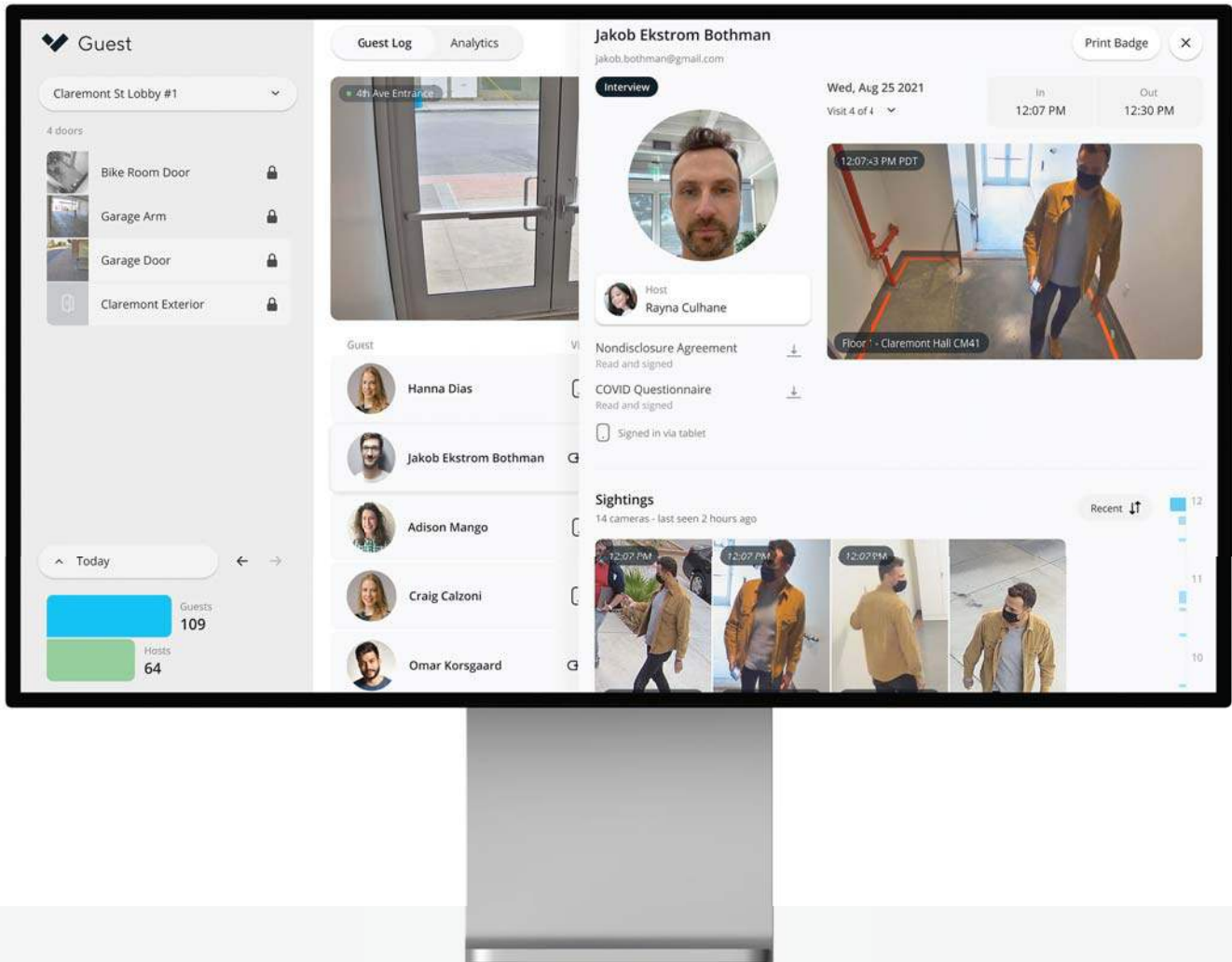
3 Present important documents for your guests to read and sign.



5 When the guest is finished checking in, the host is notified and the badge prints automatically.



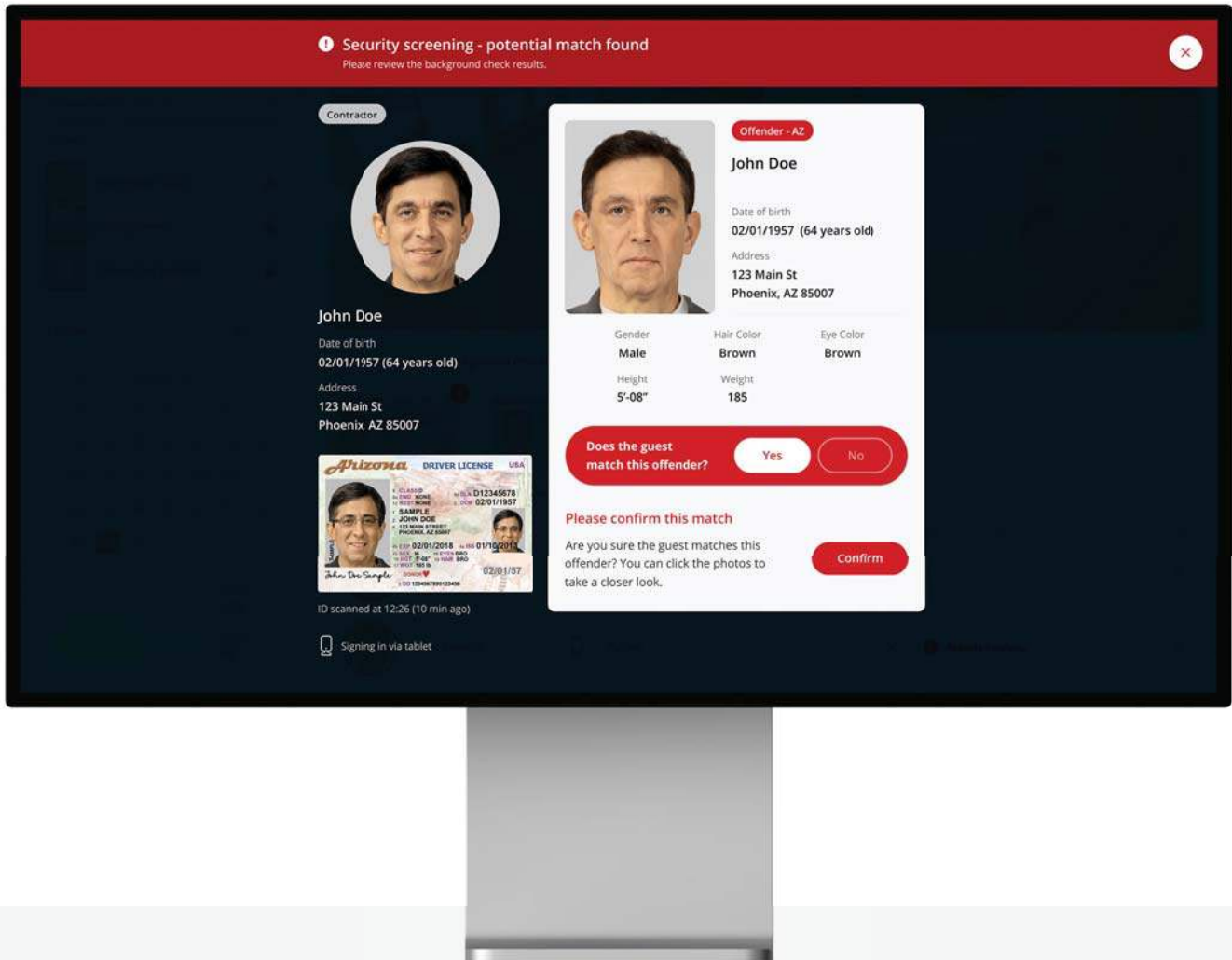
4 Capture a photo for their badge and your records.



Enhance Safety and Security

Guest natively integrates with Verkada’s cameras and access control solutions. This enables unparalleled visibility of the entire guest experience – from entry to check out.

- Instantly view and control access to key areas by integrating with Verkada Cameras and Access Control
- Designate cameras for live monitoring on the visitor log dashboard
- View a timeline of visitors by filtering with People Analytics
- Set Person of Interest alerts to keep organization safe



Protect Students with Additional Security Screening

Guest provides an additional layer of security screening for schools and youth organizations. When enabled, it enhances security by reading a visitor's state issued identification and comparing extracted data against a all state-level US sex offender registries. Campus administrators can then take appropriate action to those identified as a risk to students and staff. Learn more in the [Security Screens Overview](#).

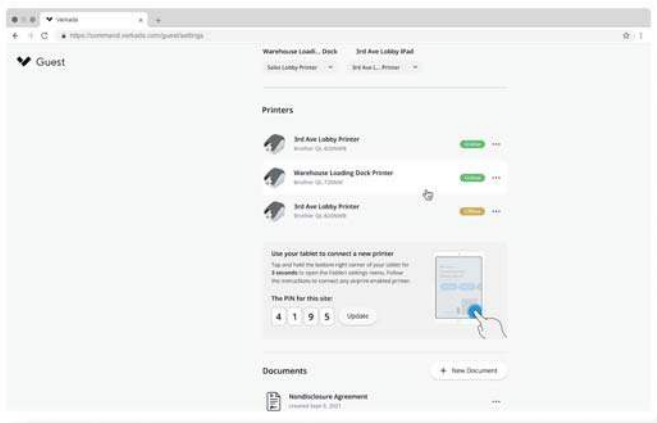
- Enable and request security screens for specific guest types
- Screen visitors instantly against all US sex offender registries
- Alert personnel of a match and flag visitors against future attempts at entering
- Maintain privacy with strict controls. ID data of unflagged visitors is immediately expunged after check-in, and confirmed flagged visitor data is kept for a maximum of 90 days



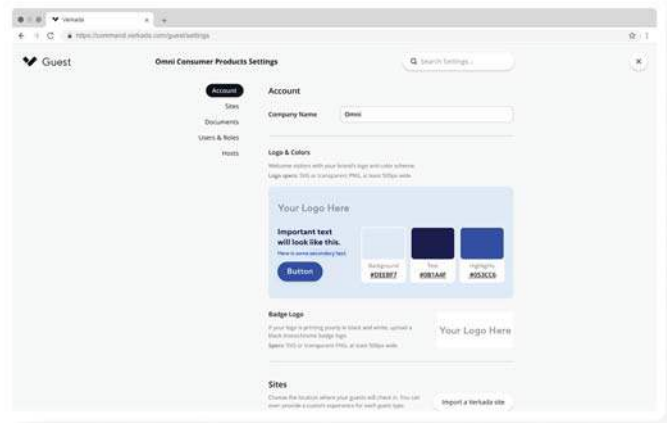
Streamline Administrative Workflows

Verkada Guest provides the right level of access to the right users. With 3 unique roles, admins can grant control to specific individuals, who can then modify the settings related to their sites. Whether it's updating the branding, customizing the check-in flows by site, or managing the alerts around specific visitor events, Guest gives you control over your guest experience.

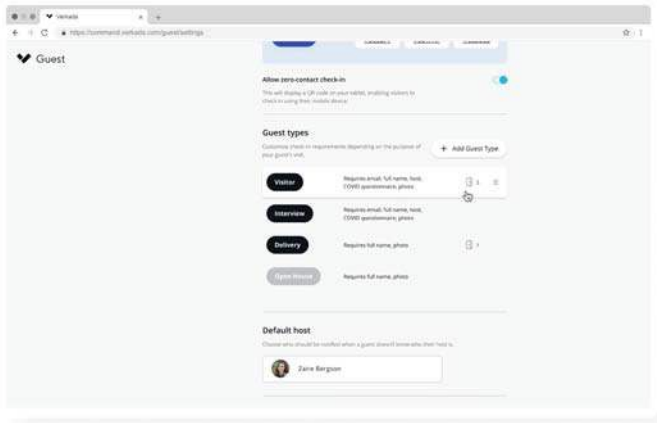
- Simple setup. Download the app and connect to a wireless badge printer
- Manage site-specific access to Guest with tiered role-based access
- Store and download digitally signed documents
- View activity by guest type and export guest logs
- Audit visitor access and manage check-in/check-out



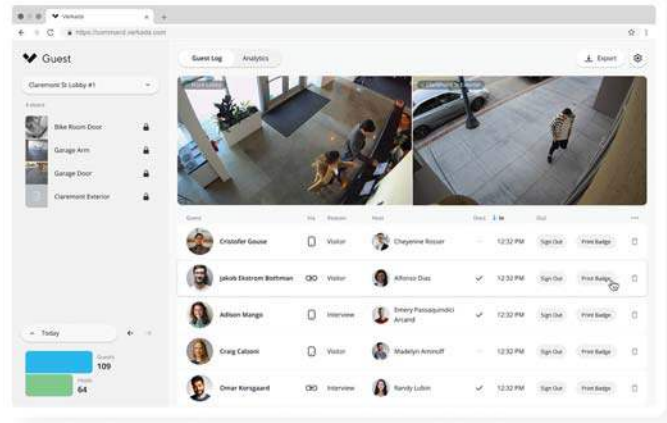
Add iPad and badge printers to Command



Configure brand colors, user roles and site settings within Command



Create and customize check-in flows by guest type



Manage visitor activity in a single view



Key Features

Security

- Centralized Guest management across all locations
- Verkada Access Control integration
- Verkada Camera integration
- Guest tracking within Command
- Remote door unlock
- Sex offender security screening (optional)

Guest Experience

- Unlimited users, visitors and sign-ins
- Touchless sign-in
- Custom sign-in flows
- Calendar Invites
- Self sign-out
- Custom branding
- Document signing
- Instant host notifications
- Photo capture
- Badge printing

Guest Management

- Detailed guest logs
- Role-based permissions and settings
- Site-specific host lists
- Centralized dashboard
- Real-time analytics
- Exportable reports
- Dedicated support

Verkada Guest Tech Specs

Hardware requirements

- iPad (must run iOS14 or above)
- Label printer (must be AirPrint compatible. We recommend Brother QL820-NWB)
- iPad stand (optional, but recommend Lamicall iPad Stand A1 or Lamicall iPad Stand DT03)

Software requirements

- Download the free Verkada Guest app on the App Store
- A valid Verkada Guest license per iPad

